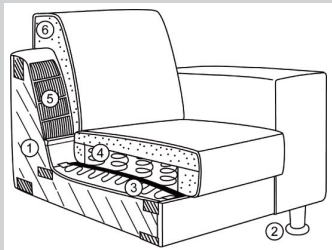


CLEO

33070



Effective: 04/20/2017



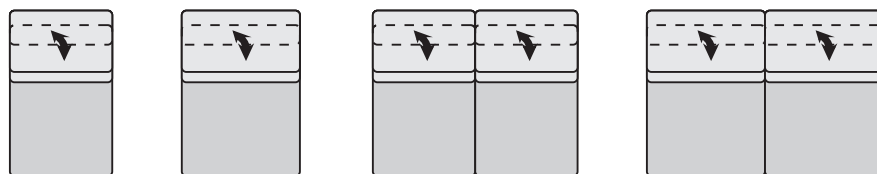
- 1. Frame:**
Consists of hardwood and top-grade 3/4" plywood
- 2. Legs:**
Standard metal runner - F1B
*Metal leg used on front of chaise skus when F1B ordered - F124
Optional metal runner - F116
Optional wooden leg - F131 (available in all wood finishes)
- 3. Lower suspension:**
No-sag springs
- 4. Seat:**
Coil springs encased in high density polyurethane foam and dacron
- 5. Back suspension:**
Elastic webbing
- 6. Back:**
High density polyurethane foam and dacron



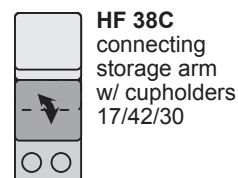
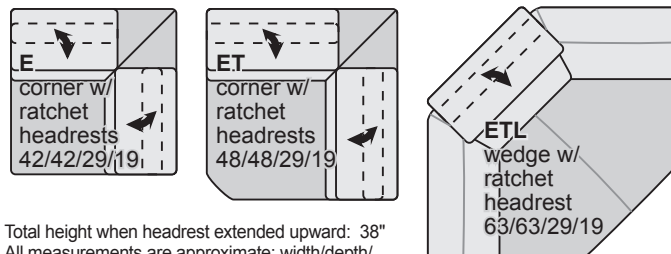
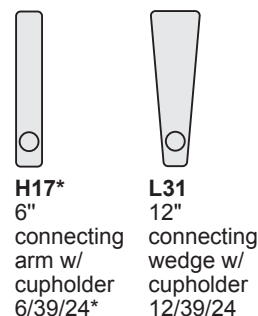
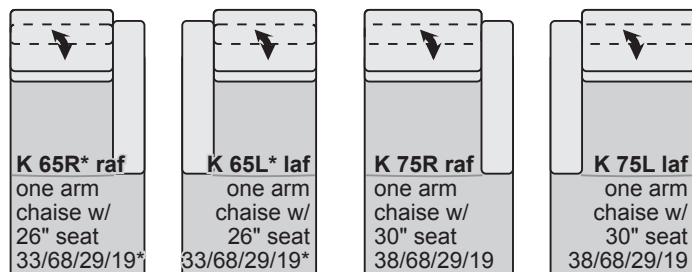
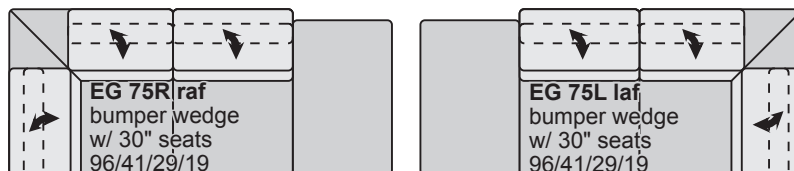
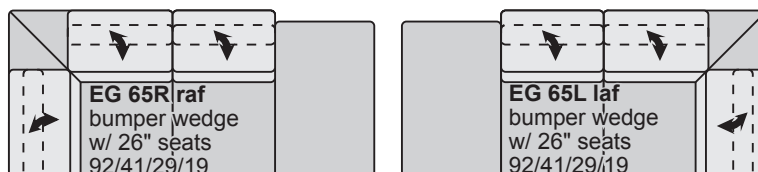
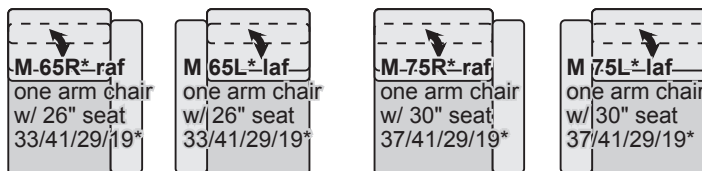
Cupholder color options:
*Standard silver cupholder
**Optional black cupholder

Additional information:
Contrast stitching available.
Please refer to samples.
Two-tone combinations available.

Sectional pieces without incliner:



- | | | | |
|---|---|---|--|
| M 65K*
armless chair
w/ 26" seat
26/41/29/19* | M 75K*
armless chair
w/ 30" seat
30/41/29/19* | N 65K*
armless loveseat
w/ 26" seats
51/41/29/19* | N 75K*
armless two seat sofa
w/ 30" seats
59/41/29/19* |
|---|---|---|--|



****A cupholder can be added to any one or two arm SKU by simply ordering a CUPR for a right facing arm and/or a CUPL for a left facing arm immediately after the SKU.**

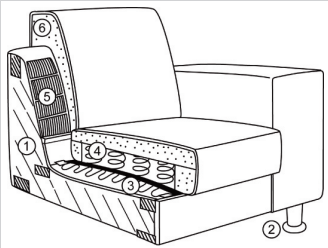
Total height when headrest extended upward: 38"
All measurements are approximate: width/depth/
height/seat height. Seat depth 23", arm height 24", arm width 8". Line drawings are in 1/4" scale.

CLEO

33070



Effective: 04/20/2017



- 1. Frame:**
Consists of hardwood and top-grade 3/4" plywood
- 2. Legs:**
Standard metal runner - F1B
*Metal leg used on front of chaise skus when F1B ordered - F124
Optional metal runner - F116
Optional wooden leg - F131 (available in all wood finishes)
- 3. Lower suspension:**
No-sag springs
- 4. Seat:**
Coil springs encased in high density polyurethane foam and dacron
- 5. Back suspension:**
Elastic webbing
- 6. Back:**
High density polyurethane foam and dacron

F1B **F124**



F116 **F131**



Cupholder color options:

- *Standard silver cupholder
- **Optional black cupholder

Additional information:

- Contrast stitching available.
- Please refer to samples.
- Two-tone combinations available.

Freestanding pieces without incliner:

G 75* ottoman 30/30/19*	□	○	○ ○
	ST* plug-in armrest 20/7/6*	STC* plug-in armrest w/ cupholder 20/7/6*	ST 2C* plug-in armrest w/ two cupholders 20/7/6*

Sectional pieces with incliner:

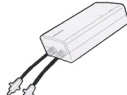

MF-65K* armless chair w/ 26" seat & incliner 26/41/29/19*	MF-75K armless chair w/ 30" seat & incliner 30/41/29/19	NF-65K* armless loveseat w/ 26" seats & incliners 52/41/29/19*	NF-75K armless two seat sofa w/ 30" seats & incliners 59/41/29/19
MF-65R* raf one arm chair w/ 26" seat & incliner 33/41/29/19*	MF-65L* laf one arm chair w/ 26" seat & incliner 33/41/29/19*	MF-75R raf one arm chair w/ 30" seat & incliner 37/41/29/19	MF-75L laf one arm chair w/ 30" seat & incliner 37/41/29/19
NF-65R raf one arm loveseat w/ 26" seats & incliner RAF 59/41/29/19	NF-65L laf one arm loveseat w/ 26" seats & incliner LAF 59/41/29/19		

****All skus with "F" (function) include power.**

****A manual incliner is not available.**

Total depth fully inclined: 61"
Total height when headrest extended upward: 38"

All measurements are approximate: width/depth/height/seat height.
Seat depth 23", arm height 24", arm width 8". Line drawings are in 1/4" scale.

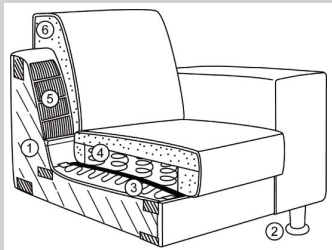
 Rechargeable battery pack BU36 - RAF BU30 - middle BU37 - LAF	 Additional power seat IFR - right seat IFM - middle seat IFL - left seat
--	---

CLEO

33070



Effective: 04/20/2017



- 1. Frame:**
Consists of hardwood and top-grade 3/4" plywood
- 2. Legs:**
Standard metal runner - F1B
*Metal leg used on front of chaise skus when F1B ordered - F124
Optional metal runner - F116
Optional wooden leg - F131 (available in all wood finishes)
- 3. Lower suspension:**
No-sag springs
- 4. Seat:**
Coil springs encased in high density polyurethane foam and dacron
- 5. Back suspension:**
Elastic webbing
- 6. Back:**
High density polyurethane foam and dacron

F1B **F124**



F116 **F131**



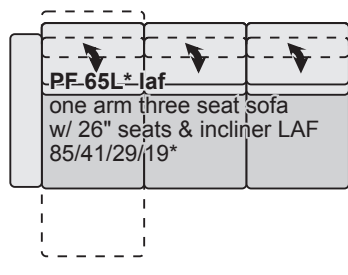
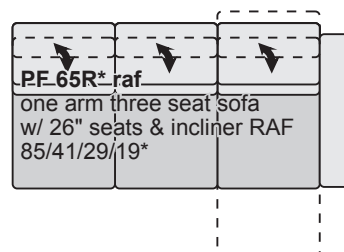
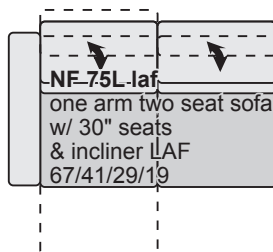
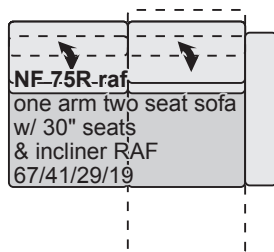
Cupholder color options:

- *Standard silver cupholder
- **Optional black cupholder

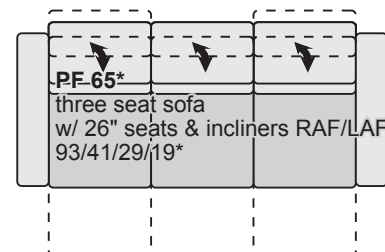
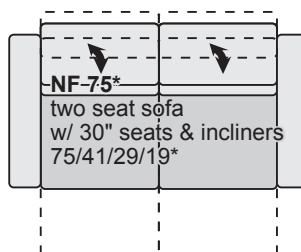
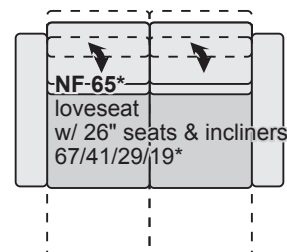
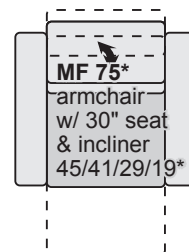
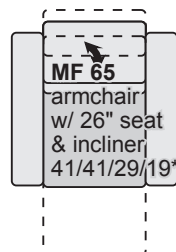
Additional information:

Contrast stitching available.
Please refer to samples.
Two-tone combinations available.

Sectional pieces with incliner:



Freestanding pieces with incliner:

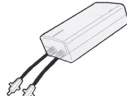


****All skus with "F" (function) include power.**


****A manual incliner is not available.**

Total depth fully inclined: 61"
Total height when headrest extended upward: 38"

All measurements are approximate: width/depth/height/seat height.
Seat depth 23", arm height 24", arm width 8". Line drawings are in 1/4" scale.



Rechargeable battery pack
BU36 - RAF
BU30 - middle
BU37 - LAF



Additional power seat
IFR - right seat
IFM - middle seat
IFL - left seat