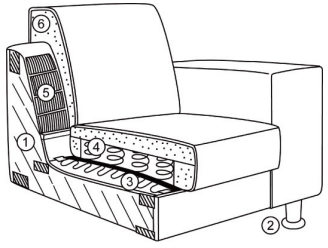


# DANA

## 52352



Effective: 03/26/2017



- 1. Frame:**  
Consists of hardwood and top-grade 3/4" plywood
- 2. Legs:**  
Standard wooden leg - F104 (available in all wood finishes)
- 3. Lower suspension:**  
No-sag springs
- 4. Seat:**  
Coil springs encased in high density polyurethane foam and dacron
- 5. Back suspension:**  
Elastic webbing
- 6. Back:**  
High density polyurethane foam and dacron

### Cupholder color options:

\*Standard silver cupholder

\*\*Optional black cupholder

### Additional information:

Contrast stitching available.

Please refer to samples.

Two-tone combinations not available.

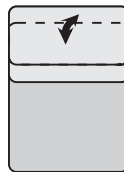


W. SCHILLIG

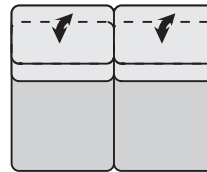
## Sectional pieces without incliner:



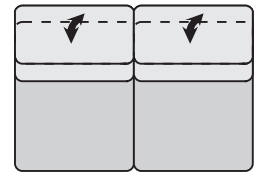
**M 65K\***  
armless chair  
w/ 26" seat  
26/41/30/19\*



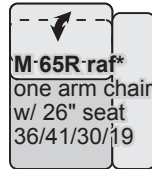
**M 75K\***  
armless chair  
w/ 30" seat  
30/41/30/19\*



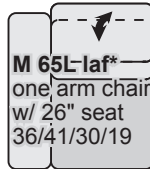
**N 65K\***  
armless loveseat  
w/ 26" seats  
52/41/30/19\*



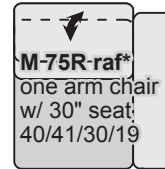
**N 75K\***  
armless two seat sofa  
w/ 30" seats  
60/41/30/19\*



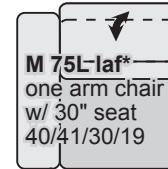
**M-65R-raf\***  
one arm chair  
w/ 26" seat  
36/41/30/19



**M 65L-laf\***  
one arm chair  
w/ 26" seat  
36/41/30/19

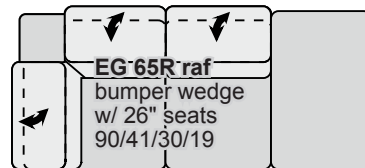


**M-75R-raf\***  
one arm chair  
w/ 30" seat  
40/41/30/19

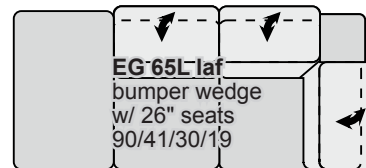


**M 75L-laf\***  
one arm chair  
w/ 30" seat  
40/41/30/19

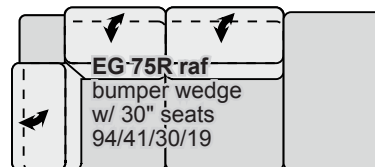
**\*\*Cupholders may not be added to any SKUs with one or two outside arms.**



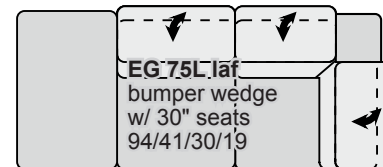
**EG-65R-raf**  
bumper wedge  
w/ 26" seats  
90/41/30/19



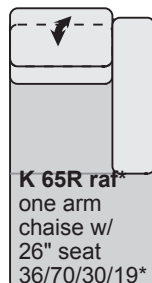
**EG-65L-laf**  
bumper wedge  
w/ 26" seats  
90/41/30/19



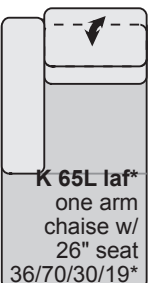
**EG-75R-raf**  
bumper wedge  
w/ 30" seats  
94/41/30/19



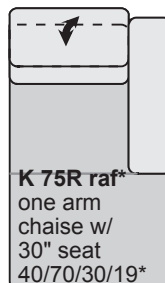
**EG-75L-laf**  
bumper wedge  
w/ 30" seats  
94/41/30/19



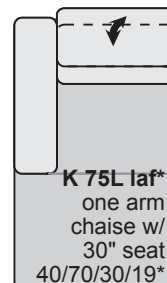
**K 65R-raf\***  
one arm  
chaise w/  
26" seat  
36/70/30/19\*



**K 65L-laf\***  
one arm  
chaise w/  
26" seat  
36/70/30/19\*



**K 75R-raf\***  
one arm  
chaise w/  
30" seat  
40/70/30/19\*



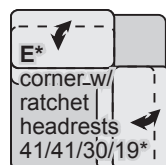
**K 75L-laf\***  
one arm  
chaise w/  
30" seat  
40/70/30/19\*



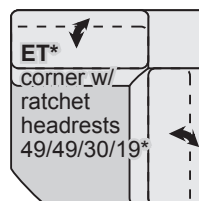
**H17**  
7"  
connecting  
arm w/  
cupholder  
7/38/25



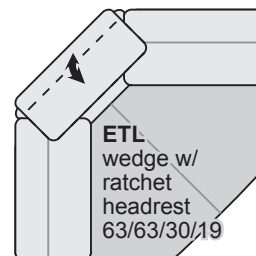
**L31\***  
12"  
connecting  
wedge w/  
cupholder  
12/38/25\*



**E\***  
corner w/  
ratchet  
headrests  
41/41/30/19\*



**ET\***  
corner w/  
ratchet  
headrests  
49/49/30/19\*



**ETL**  
wedge w/  
ratchet  
headrest  
63/63/30/19



**HF 38C**  
connecting  
storage arm w/  
cupholders  
17/42/30

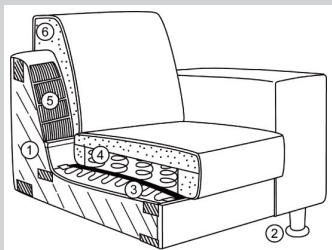
All measurements are approximate: width/depth/height/seat height.  
Seat depth 22", arm height 25", arm width 11". Line drawings are in 1/4" scale.

# DANA

## 52352



Effective: 03/26/2017



### 1. Frame:

Consists of hardwood and top-grade 3/4" plywood

### 2. Legs:

Standard wooden leg - F104 (available in all wood finishes)

### 3. Lower suspension:

No-sag springs

### 4. Seat:

Coil springs encased in high density polyurethane foam and dacron

### 5. Back suspension:

Elastic webbing

### 6. Back:

High density polyurethane foam and dacron

### Cupholder color options:

\*Standard silver cupholder

\*\*Optional black cupholder

### Additional information:

Contrast stitching available.

Please refer to samples.

Two-tone combinations not available.

## Freestanding pieces without incliner:



**G 75\***  
ottoman  
30/30/19\*



**ST\***  
plug-in  
armrest  
20/7/6\*



**STC\***  
plug-in  
armrest w/  
cupholder  
20/7/6\*



**ST 2C\***  
plug-in  
armrest  
w/ two  
cupholders  
20/7/6\*

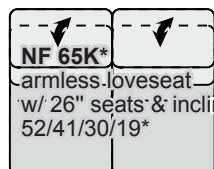
## Sectional pieces with incliner:



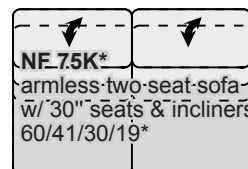
**MF 65K\***  
armless chair  
w/ 26" seat  
& incliner  
26/41/30/19\*



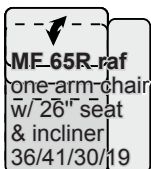
**MF 75K**  
armless chair  
w/ 30" seat  
& incliner  
30/41/30/19



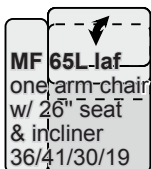
**NF 65K\***  
armless loveseat  
w/ 26" seats & incliners  
52/41/30/19\*



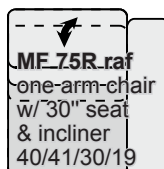
**NF 75K\***  
armless two-seat sofa  
w/ 30" seats & incliners  
60/41/30/19\*



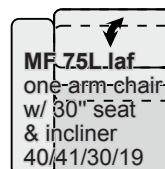
**MF 65R raf**  
one arm chair  
w/ 26" seat  
& incliner  
36/41/30/19



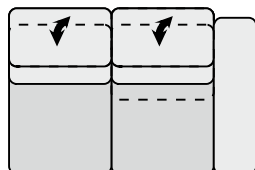
**MF 65L raf**  
one arm chair  
w/ 26" seat  
& incliner  
36/41/30/19



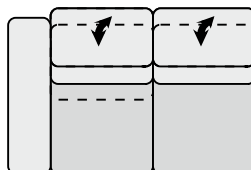
**MF 75R raf**  
one arm chair  
w/ 30" seat  
& incliner  
40/41/30/19



**MF 75L raf**  
one arm chair  
w/ 30" seat  
& incliner  
40/41/30/19



**NF 65R raf\***  
one arm loveseat  
w/ 26" seats  
& incliner RAF  
62/41/30/19\*



**NF 65L raf\***  
one arm loveseat  
w/ 26" seats  
& incliner LAF  
62/41/30/19\*

**\*\*All skus with "F" (function) include power.**

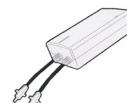
**\*\*A manual incliner is not available.**

Total depth fully inclined: 61"

All measurements are approximate: width/depth/height/seat height.  
Seat depth 22", arm height 25", arm width 11". Line drawings are in 1/4" scale.



W.SCHILLIG



**Rechargeable  
battery pack**  
BU36 - RAF  
BU30 - middle  
BU37 - LAF



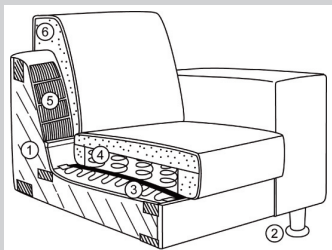
**Additional power  
seat**  
IFR - right seat  
IFM - middle seat  
IFL - left seat

# DANA

## 52352



Effective: 03/26/2017

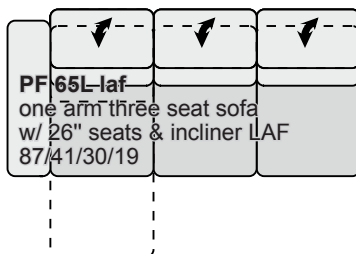
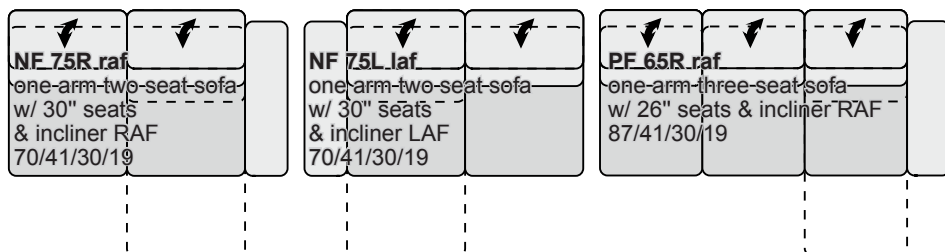


- 1. Frame:**  
Consists of hardwood and top-grade 3/4" plywood
- 2. Legs:**  
Standard wooden leg - F104 (available in all wood finishes)
- 3. Lower suspension:**  
No-sag springs
- 4. Seat:**  
Coil springs encased in high density polyurethane foam and dacron
- 5. Back suspension:**  
Elastic webbing
- 6. Back:**  
High density polyurethane foam and dacron

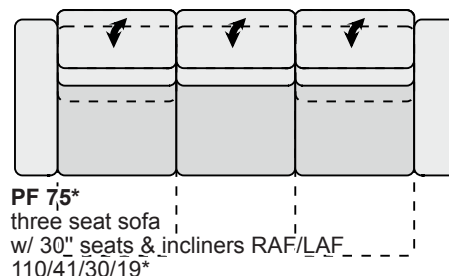
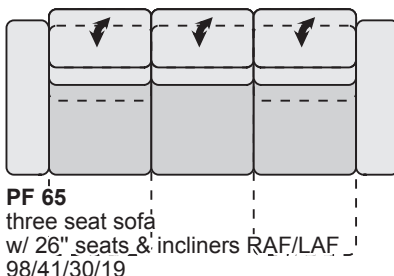
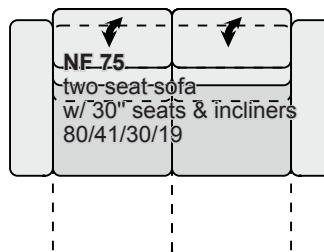
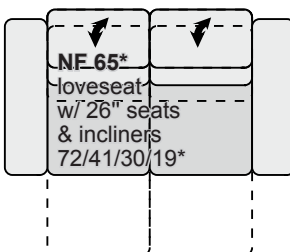
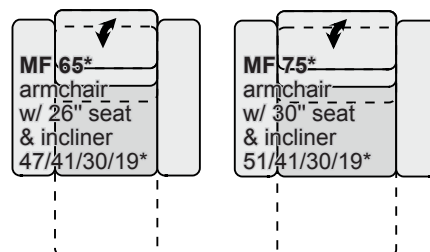
**Cupholder color options:**  
\*Standard silver cupholder  
\*\*Optional black cupholder

**Additional information:**  
Contrast stitching available.  
Please refer to samples.  
Two-tone combinations not available.

### Sectional pieces with incliner:



### Freestanding pieces with incliner:



**\*\*All skus with "F" (function) include power.**

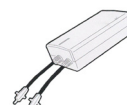
**\*\*A manual incliner is not available.**

Total depth fully inclined: 61"

All measurements are approximate: width/depth/height/seat height.  
Seat depth 22", arm height 25", arm width 11". Line drawings are in 1/4" scale.



W.SCHILLIG



**Rechargeable battery pack**  
BU36 - RAF  
BU30 - middle  
BU37 - LAF



**Additional power seat**  
IFR - right seat  
IFM - middle seat  
IFL - left seat