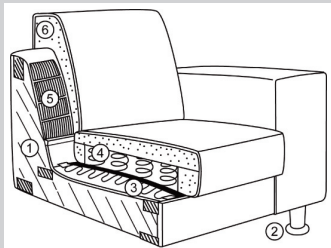


OCEANO

with tufting 33083



Effective: 03/13/2017



- 1. Frame:**
Consists of hardwood and top-grade 3/4" plywood
- 2. Legs:**
Standard metal leg - F129
Optional wooden legs - F100 and F132 (available in all wood finishes)
Optional metal runner - F116
- 3. Lower suspension:**
No-sag springs
- 4. Seat:**
Coil springs encased in high density polyurethane foam and dacron
- 5. Back suspension:**
Elastic webbing
- 6. Back:**
High density polyurethane foam and dacron

F129 F100 F132



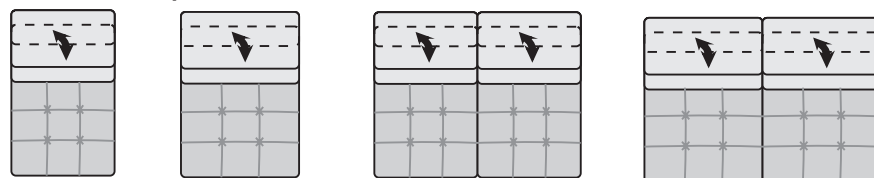
F116



Cupholder color options:
*Standard silver cupholder
**Optional black cupholder

Additional information:
Contrast stitching available.
Please refer to samples.
Two-tone combinations available.

Sectional pieces without incliner:



M 65K*
armless chair
w/ 26" seat
26/41/29/19*

M 75K*
armless chair
w/ 30" seat
30/41/29/19*

N 65K*
armless loveseat
w/ 26" seats
51/41/29/19*

N 75K*
armless two seat sofa
w/ 30" seats
59/41/29/19*

M 65R* raf
one arm chair
w/ 26" seat
31/41/29/19*

M 65L* laf
one arm chair
w/ 26" seat
31/41/29/19*

M 75R* raf
one arm chair
w/ 30" seat
34/41/29/19*

M 75L* laf
one arm chair
w/ 30" seat
34/41/29/19*

****Cupholders may not be added to any SKUs with one or two outside arms.**

EG 65R* raf
bumper wedge
w/ 26" seats
91/41/29/19*

EG 65L* laf
bumper wedge
w/ 26" seats
91/41/29/19*

EG 75R* raf
bumper wedge
w/ 30" seats
94/41/29/19*

EG 75L* laf
bumper wedge
w/ 30" seats
94/41/29/19*

K 65R* raf
one arm
chaise w/
26" seat
30/67/29/19*

K 65L* laf
one arm
chaise w/
26" seat
30/67/29/19*

K 75R* raf
one arm
chaise w/
30" seat
34/67/29/19*

K 75L* laf
one arm
chaise w/
30" seat
34/67/29/19*

H17*
6"
connecting
arm w/
cupholder
6/39/24*

L31*
12"
connecting
wedge w/
cupholder
12/39/24*

E*
corner w/
ratchet
headrests
41/41/29/19*

ET*
corner w/
ratchet
headrests
48/48/29/19*

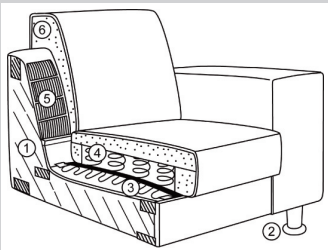
Total height when headrest extended upward: 38"
All measurements are approximate: width/depth/height/seat height.
Seat depth 23", arm height 24", arm width 5". Line drawings are in 1/4" scale.

OCEANO

with tufting 33083



Effective: 03/13/2017



- 1. Frame:**
Consists of hardwood and top-grade 3/4" plywood
- 2. Legs:**
Standard metal leg - F129
Optional wooden legs - F100 and F132 (available in all wood finishes)
Optional metal runner - F116
- 3. Lower suspension:**
No-sag springs
- 4. Seat:**
Coil springs encased in high density polyurethane foam and dacron
- 5. Back suspension:**
Elastic webbing
- 6. Back:**
High density polyurethane foam and dacron

F129 F100 F132



F116



Cupholder color options:

- *Standard silver cupholder
- **Optional black cupholder

Additional information:

- Contrast stitching available. Please refer to samples.
- Two-tone combinations available.

Freestanding pieces without incliner:



G 75*
ottoman
30/30/19*



ST*
plug-in
armrest
20/7/6*



STC*
plug-in
armrest w/
cupholder
20/7/6*

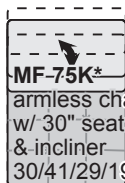


ST 2C*
plug-in
armrest
w/ two
cupholders
20/7/6*

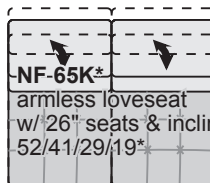
Sectional pieces with incliner:



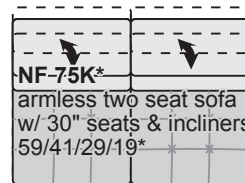
MF-65K*
armless chair
w/ 26" seat
& incliner
26/41/29/19*



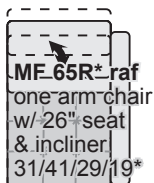
MF-75K*
armless chair
w/ 30" seat
& incliner
30/41/29/19*



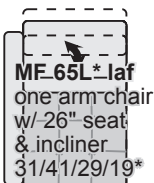
NF-65K*
armless loveseat
w/ 26" seats & incliners
52/41/29/19*



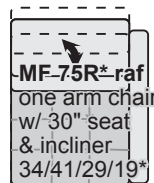
NF-75K*
armless two seat sofa
w/ 30" seats & incliners
59/41/29/19*



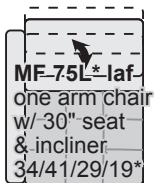
MF-65R* raf
one arm chair
w/ 26" seat
& incliner
31/41/29/19*



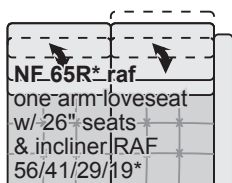
MF-65L* laf
one arm chair
w/ 26" seat
& incliner
31/41/29/19*



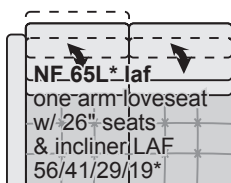
MF-75R* raf
one arm chair
w/ 30" seat
& incliner
34/41/29/19*



MF-75L* laf
one arm chair
w/ 30" seat
& incliner
34/41/29/19*



NF-65R* raf
one arm loveseat
w/ 26" seats
& incliner | RAF
56/41/29/19*



NF-65L* laf
one arm loveseat
w/ 26" seats
& incliner | LAF
56/41/29/19*

****All skus with "F" (function) include power.**

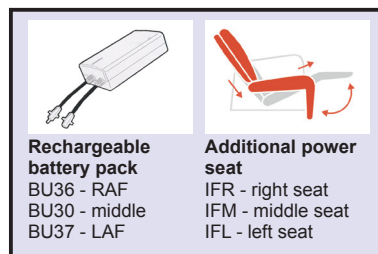
****A manual incliner is not available.**

Total depth fully inclined: 61"

Total height when headrest extended upward: 38"

All measurements are approximate: width/depth/height/seat height.

Seat depth 23", arm height 24", arm width 5". Line drawings are in 1/4" scale.



Rechargeable battery pack
BU36 - RAF
BU30 - middle
BU37 - LAF

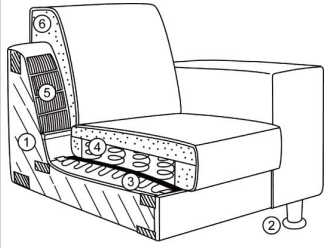
Additional power seat
IFR - right seat
IFM - middle seat
IFL - left seat

OCEANO

with tufting 33083



Effective: 03/13/2017



- 1. Frame:**
Consists of hardwood and top-grade 3/4" plywood
- 2. Legs:**
Standard metal leg - F129
Optional wooden legs - F100 and F132 (available in all wood finishes)
Optional metal runner - F116
- 3. Lower suspension:**
No-sag springs
- 4. Seat:**
Coil springs encased in high density polyurethane foam and dacron
- 5. Back suspension:**
Elastic webbing
- 6. Back:**
High density polyurethane foam and dacron

F129 F100 F132



F116



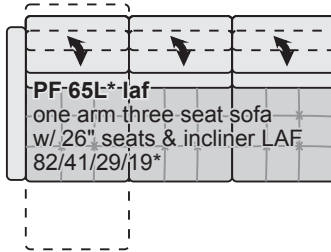
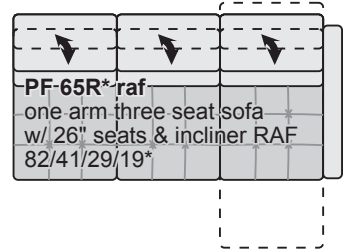
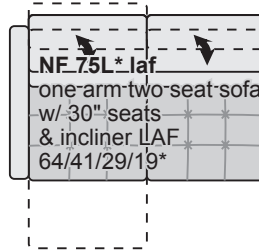
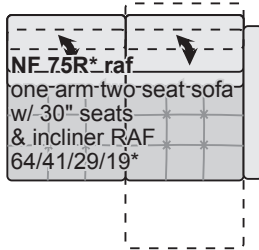
Cupholder color options:

- *Standard silver cupholder
- **Optional black cupholder

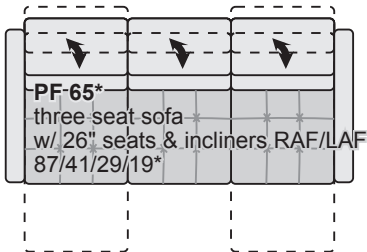

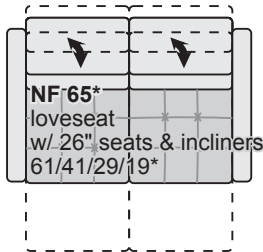
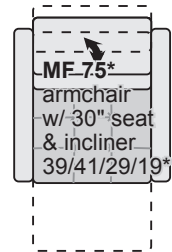
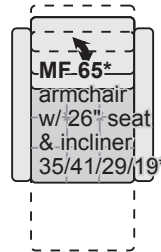
Additional information:

- Contrast stitching available. Please refer to samples.
- Two-tone combinations available.

Sectional pieces with incliner:



Freestanding pieces with incliner:



****All skus with "F" (function) include power.**

****A manual incliner is not available.**

Total depth fully inclined: 61"
Total height when headrest extended upward: 38"

All measurements are approximate: width/depth/height/seat height.
Seat depth 23", arm height 24", arm width 5". Line drawings are in 1/4" scale.

Rechargeable battery pack
BU36 - RAF
BU30 - middle
BU37 - LAF

Additional power seat
IFR - right seat
IFM - middle seat
IFL - left seat