

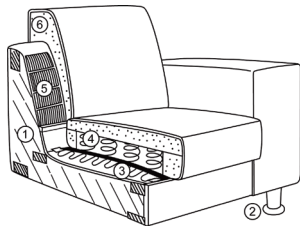
SERENITY

52381



Effective: 02/18/2017

Sectional pieces without incliner:



1. Frame:

Consists of hardwood and top-grade 3/4" plywood

2. Legs:

Standard wooden leg (available in all wood finishes)

3. Lower suspension:

No-sag springs

4. Seat:

Coil springs encased in high density polyurethane foam and dacron

5. Back suspension:

Elastic webbing

6. Back:

High density polyurethane foam and dacron

Cupholder color options:

*Standard silver cupholder

**Optional black cupholder

Additional information:

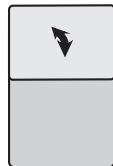
Contrast stitching available.

Please refer to samples.

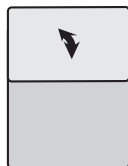
Two-tone combinations available.



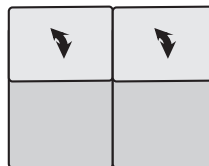
W.SCHILLIG



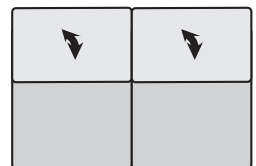
M 65K
armless chair
w/ 26" seat
26/41/33/18



M 75K
armless chair
w/ 30" seat
30/41/33/18



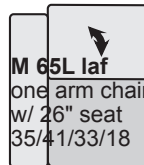
N 65K
armless loveseat
w/ 26" seats
52/41/33/18



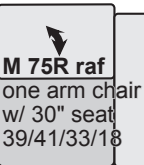
N 75K
armless two seat sofa
w/ 30" seats
60/41/33/18



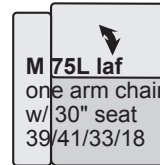
M 65R raf
one arm chair
w/ 26" seat
35/41/33/18



M 65L laf
one arm chair
w/ 26" seat
35/41/33/18

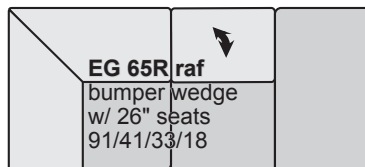


M 75R raf
one arm chair
w/ 30" seat
39/41/33/18



M 75L laf
one arm chair
w/ 30" seat
39/41/33/18

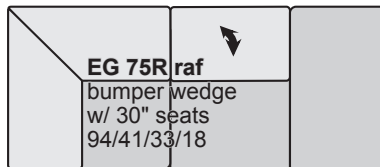
****A cupholder can be added to any one or two arm SKU by simply ordering a CUPR for a right facing arm and/or a CUPL for a left facing arm immediately after the SKU.**



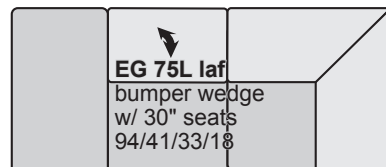
EG 65R raf
bumper wedge
w/ 26" seats
91/41/33/18



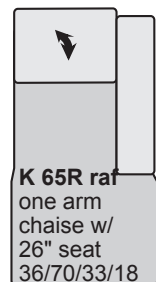
EG 65L laf
bumper wedge
w/ 26" seats
91/41/33/18



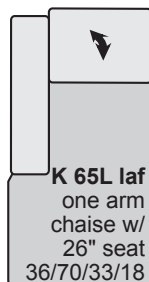
EG 75R raf
bumper wedge
w/ 30" seats
94/41/33/18



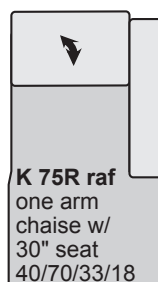
EG 75L laf
bumper wedge
w/ 30" seats
94/41/33/18



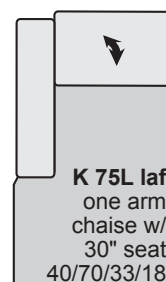
K 65R raf
one arm chaise w/ 26" seat
36/70/33/18



K 65L laf
one arm chaise w/ 26" seat
36/70/33/18



K 75R raf
one arm chaise w/ 30" seat
40/70/33/18



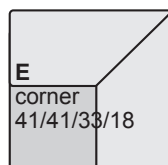
K 75L laf
one arm chaise w/ 30" seat
40/70/33/18



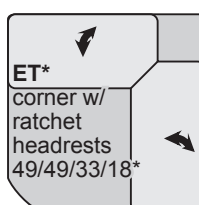
H17*
6" connecting arm w/ cupholder
6/37/23*



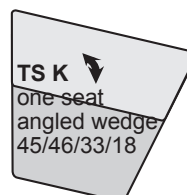
L31*
12" connecting wedge w/ cupholder
12/37/23*



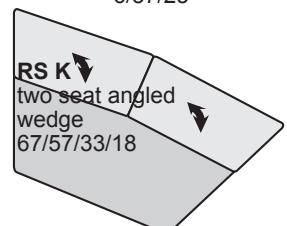
E
corner
41/41/33/18



ET*
corner w/ ratchet headrests
49/49/33/18*



TS K
one seat angled wedge
45/46/33/18



RS K
two seat angled wedge
67/57/33/18

All measurements are approximate: width/depth/height/seat height
Seat depth 22", arm height 23", arm width 9". Line drawings are in 1/4" scale.

See next page.

SERENITY

52381



Effective: 02/18/2017

Freestanding pieces without incliner:



G 75
ottoman
30/30/18



GTS*
small trapezoid
ottoman
26/20/18*



GRS
large trapezoid
ottoman
39/20/18



ST
plug-in
armrest
20/7/6



STC
plug-in
armrest w/
cupholder
20/7/6



ST 2C
plug-in
armrest
w/ two
cupholders
20/7/6

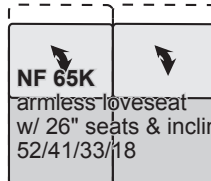
Sectional pieces with incliner:



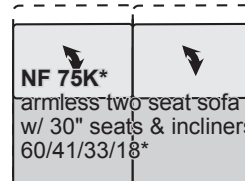
MF 65K*
armless chair
w/ 26" seat &
incliner
26/41/33/18*



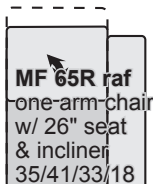
MF 75K*
armless chair
w/ 30" seat
& incliner
30/41/33/18*



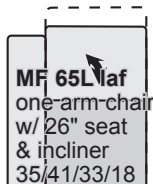
NF 65K
armless loveseat
w/ 26" seats & incliners
52/41/33/18



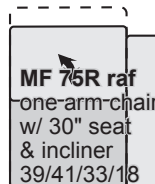
NF 75K*
armless two seat sofa
w/ 30" seats & incliners
60/41/33/18*



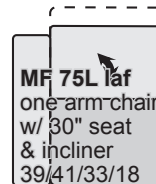
MF 65R raf
one-arm chair
w/ 26" seat
& incliner
35/41/33/18



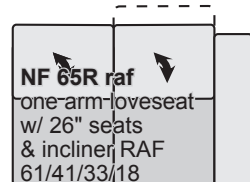
MF 65L laf
one-arm chair
w/ 26" seat
& incliner
35/41/33/18



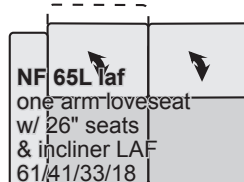
MF 75R raf
one-arm chair
w/ 30" seat
& incliner
39/41/33/18



MF 75L laf
one-arm chair
w/ 30" seat
& incliner
39/41/33/18



NF 65R raf
one-arm loveseat
w/ 26" seats
& incliner RAF
61/41/33/18



NF 65L laf
one-arm loveseat
w/ 26" seats
& incliner LAF
61/41/33/18

- 1. Frame:**
Consists of hardwood and top-grade 3/4" plywood
- 2. Legs:**
Standard wooden leg (available in all wood finishes)
- 3. Lower suspension:**
No-sag springs
- 4. Seat:**
Coil springs encased in high density polyurethane foam and dacron
- 5. Back suspension:**
Elastic webbing
- 6. Back:**
High density polyurethane foam and dacron

Cupholder color options:

*Standard silver cupholder

**Optional black cupholder

Additional information:

Contrast stitching available.

Please refer to samples.

Two-tone combinations available.



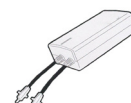
W.SCHILLIG

****All skus with "F" (function) include power.**

****A manual incliner is not available.**

Total depth fully inclined: 62"

All measurements are approximate: width/depth/height/seat height
Seat depth 22", arm height 23", arm width 9". Line drawings are in 1/4" scale.



**Rechargeable
battery pack**
BU36 - RAF
BU30 - middle
BU37 - LAF



**Additional power
seat**
IFR - right seat
IFM - middle seat
IFL - left seat

See next page.

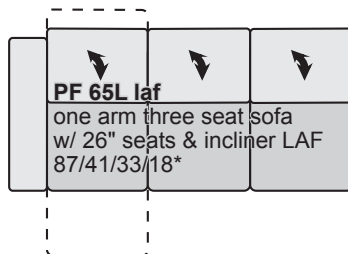
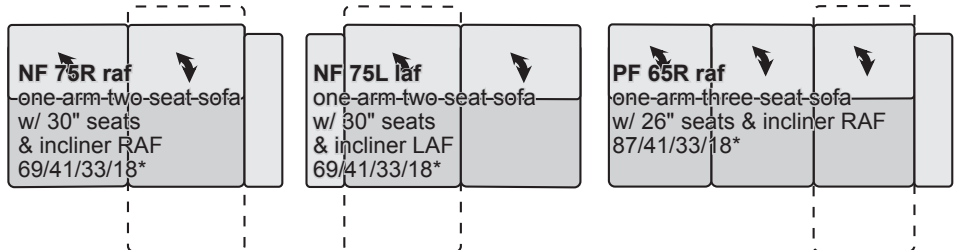
SERENITY

52381

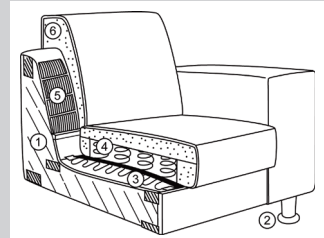
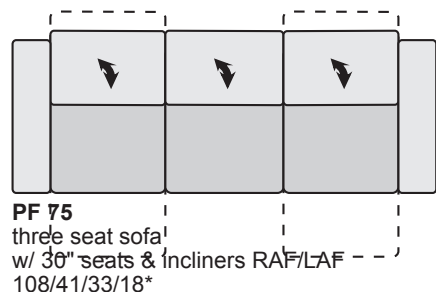
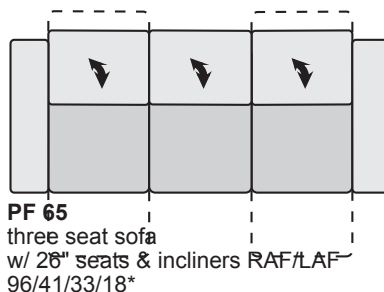
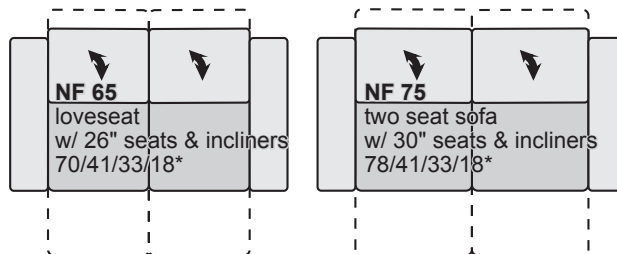
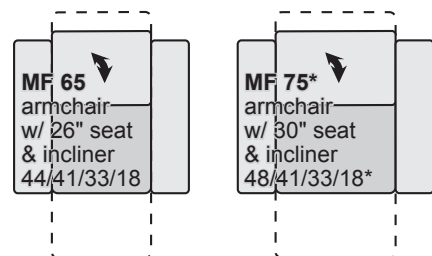


Effective: 02/18/2017

Sectional pieces with incliner:



Freestanding pieces with incliner:



- 1. Frame:**
Consists of hardwood and top-grade 3/4" plywood
- 2. Legs:**
Standard wooden leg (available in all wood finishes)
- 3. Lower suspension:**
No-sag springs
- 4. Seat:**
Coil springs encased in high density polyurethane foam and dacron
- 5. Back suspension:**
Elastic webbing
- 6. Back:**
High density polyurethane foam and dacron

Cupholder color options:
*Standard silver cupholder
**Optional black cupholder

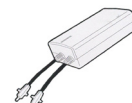
Additional information:
Contrast stitching available.
Please refer to samples.
Two-tone combinations available.

****All skus with "F" (function) include power.**

****A manual incliner is not available.**

Total depth fully inclined: 62"

All measurements are approximate: width/depth/height/seat height
Seat depth 22", arm height 23", arm width 9". Line drawings are in 1/4" scale.



Rechargeable battery pack
BU36 - RAF
BU30 - middle
BU37 - LAF



Additional power seat
IFR - right seat
IFM - middle seat
IFL - left seat



W. SCHILLIG